

Formation of globular clusters with intermediate-mass black holes

Michiko Fujii (UTokyo)

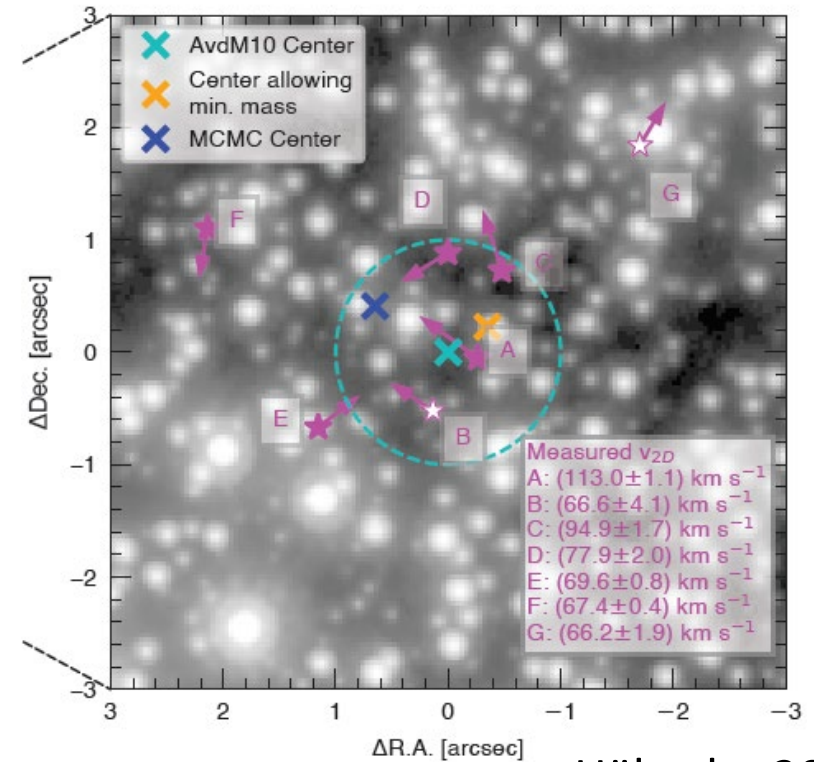
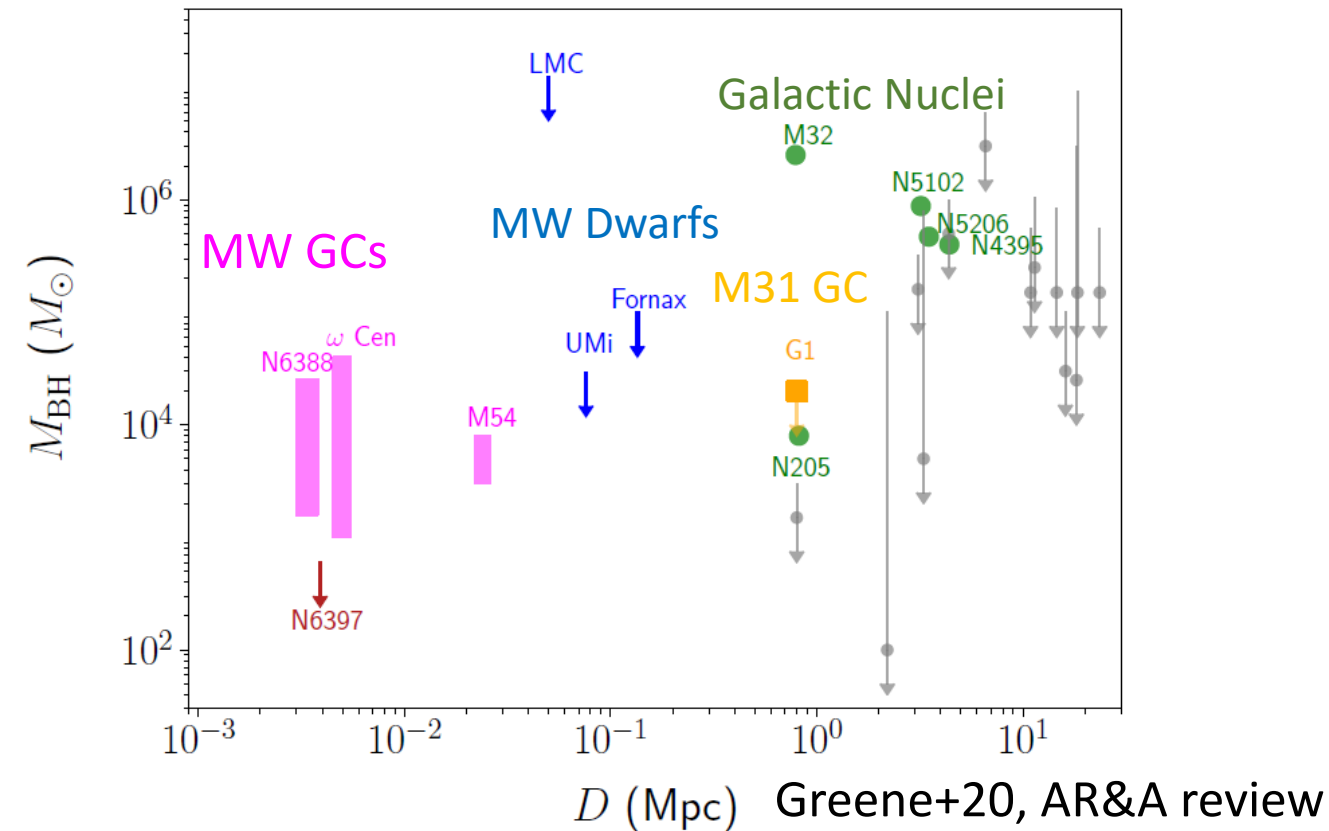
Collaboration with **Long Wang** (Sun Yat-sen Univ.),
Ataru Tanikawa (Fukui Pref. Univ.), **Yutaka Hirai**
(Tohoku Univ.), **Takayuki Saitoh** (Kobe Univ.)

Abstract

- We have developed a new N-body/SPH code, ASURA+BRIDGE
- We can integrate stars without gravitational softening and follow binary evolution with gas
- We performed a globular-cluster formation simulation
 - **First star-by-star globular-cluster formation simulation**
 - **We were curious about the collisional evolution in forming star clusters**
- Runaway collision occurred in the forming cluster
- The maximum stellar mass reached $10,000M_{\text{sun}}$
- Such a VMS can collapse to an IMBH

IMBHs in globular cluster?

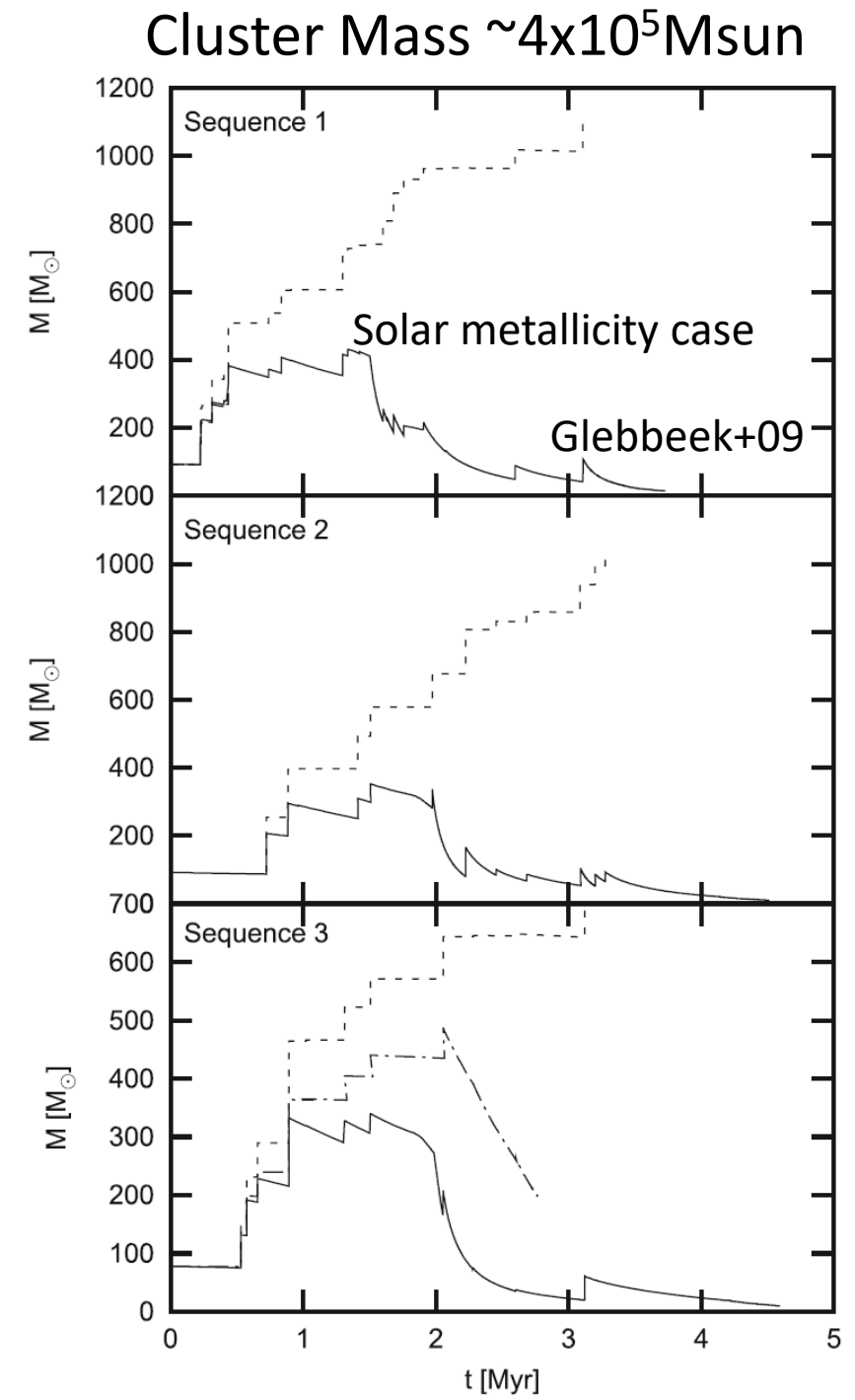
- Intermediate-mass black hole: $100\text{--}10^5 M_{\text{sun}}$ BH
- Some globular cluster may host $10^3\text{--}10^4 M_{\text{sun}}$ IMBHs



Häberle+2024

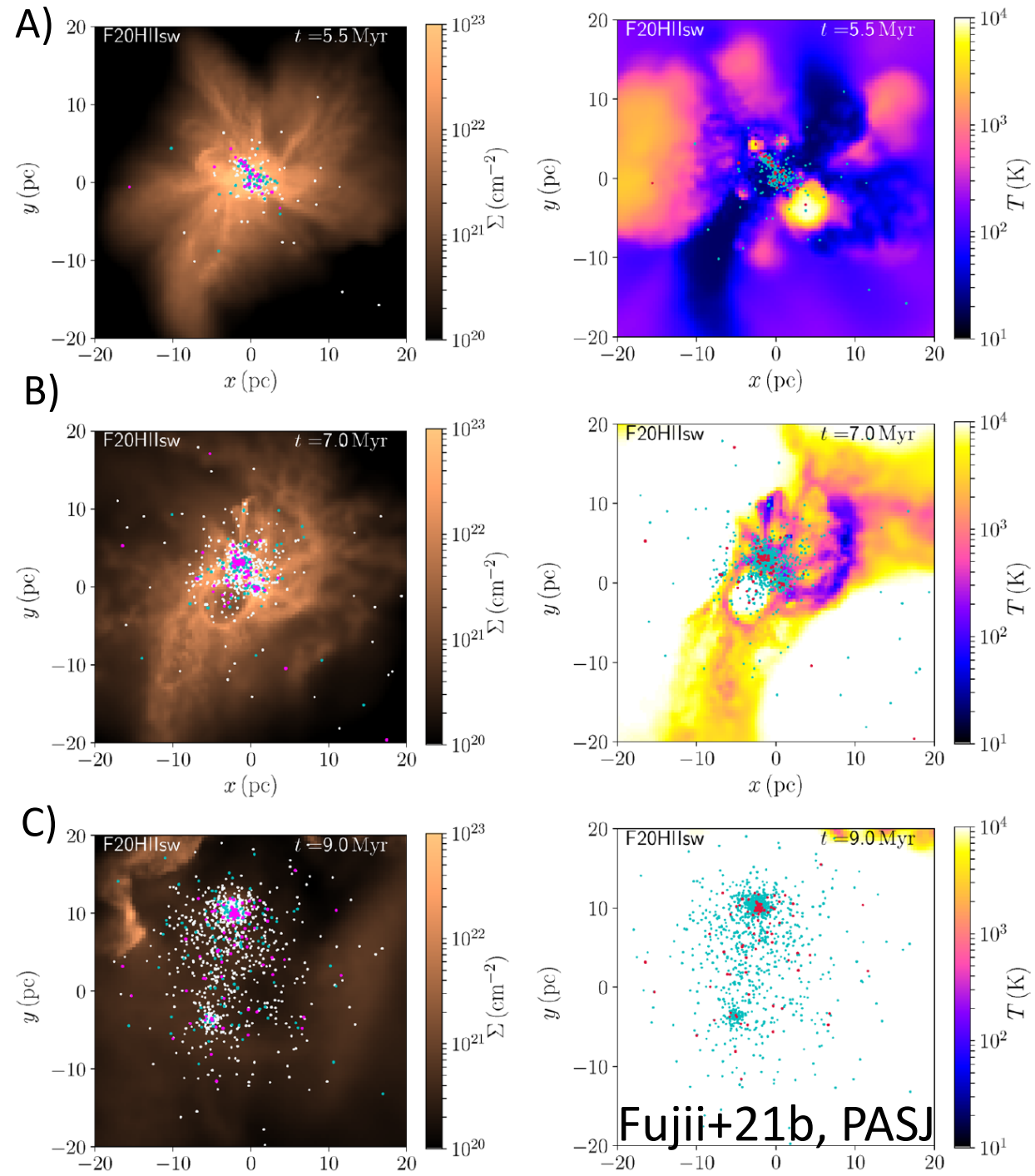
Runaway collisions in GCs

- GC centers can reach extremely high densities
- Stars continuously collide and merge (runaway collisions)
- Very massive stars can form (Portegies Zwart & McMillan 2002)
 - But, Mass loss may prevent the formation of IMBHs Glebeek+09
- These simulations started from a formed cluster (spherical, in equilibrium, gas free)



Star-cluster formation

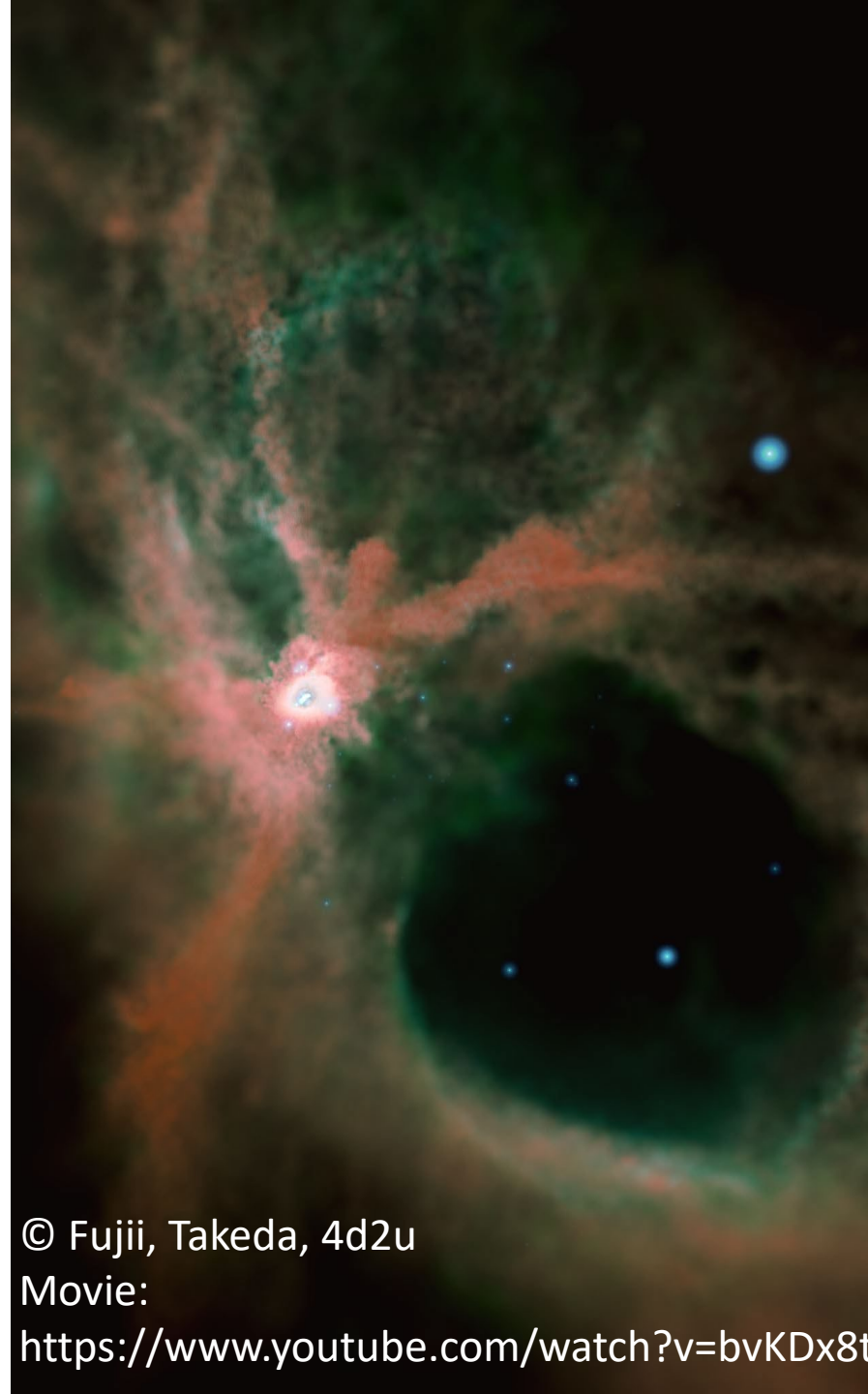
- A) Stars form in collapsing molecular clouds
 - B) Cluster formation in the deepest potential
 - C) Gas expulsion and dynamical evolution reduce the cluster density
- **The highest cluster density can be achieved during the formation phase**
 - To follow collisions, we need
 - **Resolving individual stars**
 - **Treat star clusters as a collisional system**



ASURA+BRIDGE code

Fujii+21ab, Hirai+21, PASJ

- Based on ASURA, N-body/SPH code initially developed for galaxy formation
 - SPH and N-body is coupled using BRIDGE scheme (Fujii et al. 2007)
- ASURA+BRIDGE can integrate stellar orbits without gravitational softening
 - We use **PeTar** (tree-based direct N-body code including binary treatments; Wang+2020)
- Probabilistic star formation similar to galaxy simulation
 - Density and temperature thresholds for star formation
 - Draw a stellar mass from a given IMF such as Kroupa IMF
 - No sink particles to reduce calculation cost
- HII region feedback using Strömgren radius
 - Set gas temperature within Strömgren radius to 10,000 K



© Fujii, Takeda, 4d2u

Movie:

<https://www.youtube.com/watch?v=bvKDx8t>

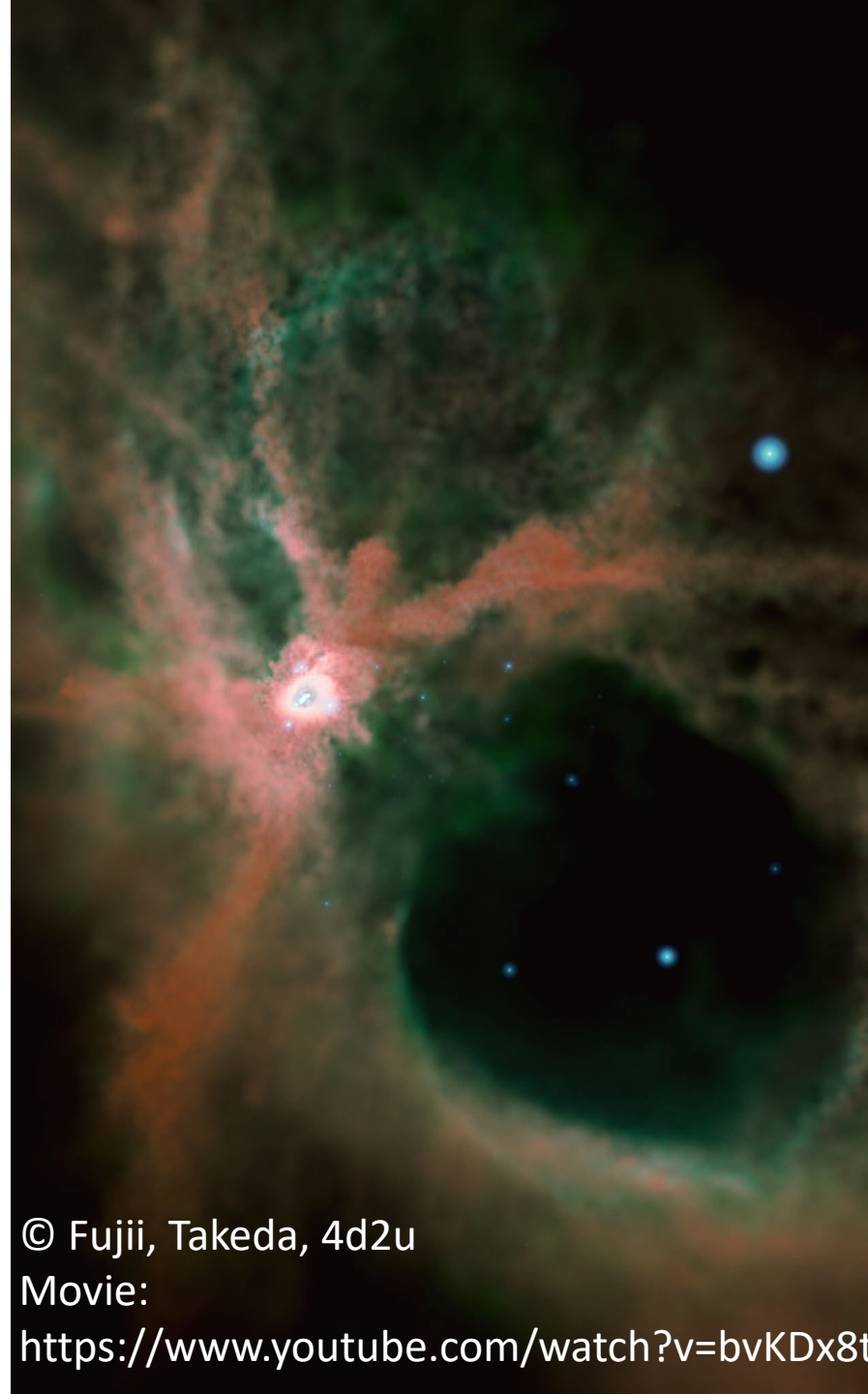
ASURA+BRIDGE code

Fujii+21ab, Hirai+21, PASJ

- Collisions occur when two stars approach to the sum of their radii
 - We assumed perfect collision
- Stellar evolution using SSE (Tanikawa ver. 2020)
 - SSE give the radius, luminosity, and mass loss
 - Lost mass given to the surrounding gas particles
 - Mass loss rate for VMS (Vink 2018)

$$\log[\dot{m}_{\text{sw}}/M_{\odot} \text{ yr}^{-1}] = -9.13 + 2.1 \log[m/M_{\odot}] + 0.74 \log[Z/Z_{\odot}],$$

- SIRIUS Project
 - <https://sites.google.com/g.ecc.u-tokyo.ac.jp/sirius-project/>
- Simulations were performed using ATERUI-II, NAOJ
 - For the largest one, it took >3 month using 1000 CPU cores



© Fujii, Takeda, 4d2u

Movie:

<https://www.youtube.com/watch?v=bvKDx8t>

Initial conditions and parameters

Homogeneous sphere with an initial turbulent velocity field

We picked up models forming a dense cluster from Fukushima+ 2021

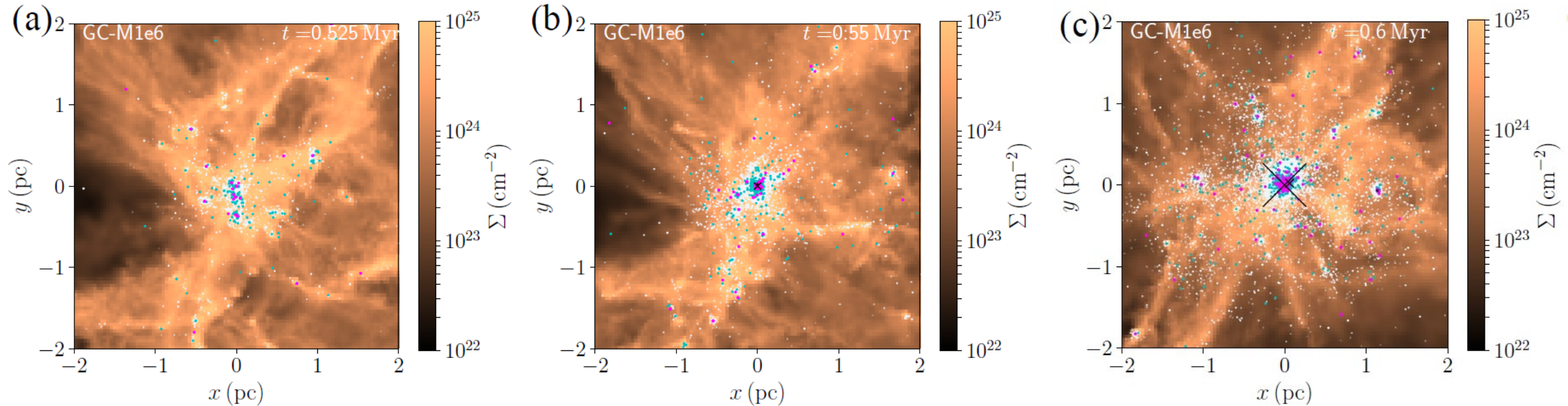
We still don't know how such a massive and dense cloud forms

Table S1: Initial conditions. From the left: model name, metallicity (Z), initial cloud mass (M_g), radius (R_g), initial density (n_{ini}), initial surface density (Σ_{ini}), initial free-fall time ($t_{\text{ff,ini}}$), virial ratio (α_{vir}), and the number of runs (N_{run}).

Name	Z (Z_{\odot})	M_g (M_{\odot})	R_g (pc)	n_{ini} (cm^{-3})	Σ_{ini} ($M_{\odot} \text{pc}^{-2}$)	$t_{\text{ff,ini}}$ (Myr)	α_{vir}	N_{run}
M1e5R5Z002v01	0.02	10^5	5	5600	1300	0.59	0.1	5
M1e6R10Z002v05	0.02	10^6	10	7000	3200	0.52	0.5	3
M1e6R10Z002v01	0.02	10^6	10	7000	3200	0.52	0.1	2
M1e6R17Z002v01	0.02	10^6	17	1400	1100	1.16	0.1	1
M1e5R5Z01v01	0.1	10^5	5	5600	1300	0.59	0.1	3
M3e5R7Z01v01	0.1	3×10^5	7.5	4500	1700	0.62	0.1	3

Star cluster formation

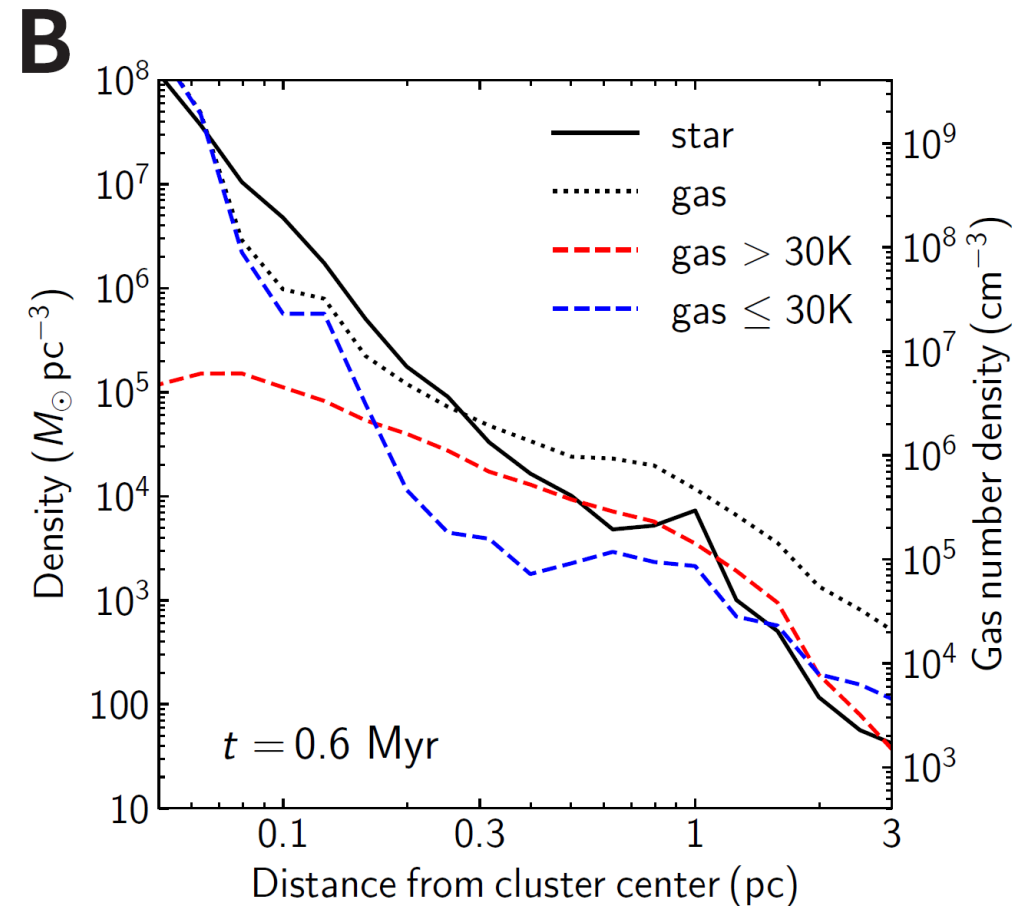
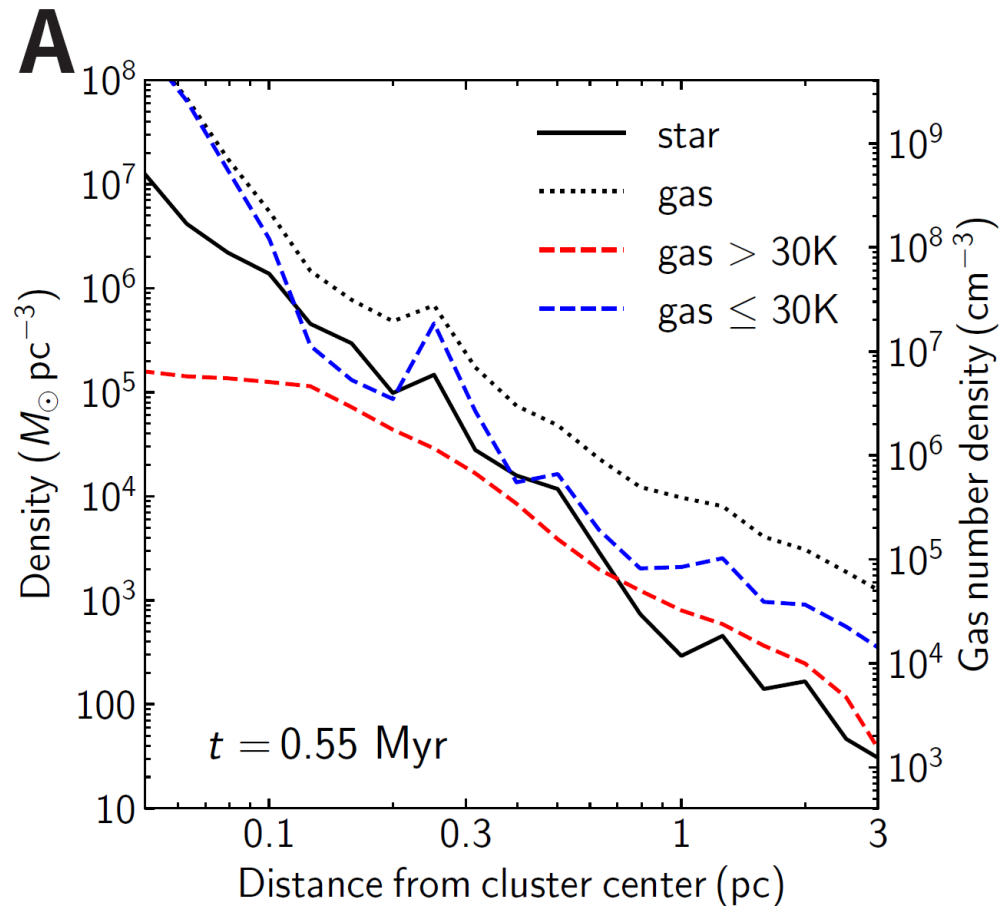
X: Very massive star



- Star formation starts at around the initial free-fall time
- This cluster mass exceeded 10^5 Msun
(the most massive star-by-star cluster formation simulation)

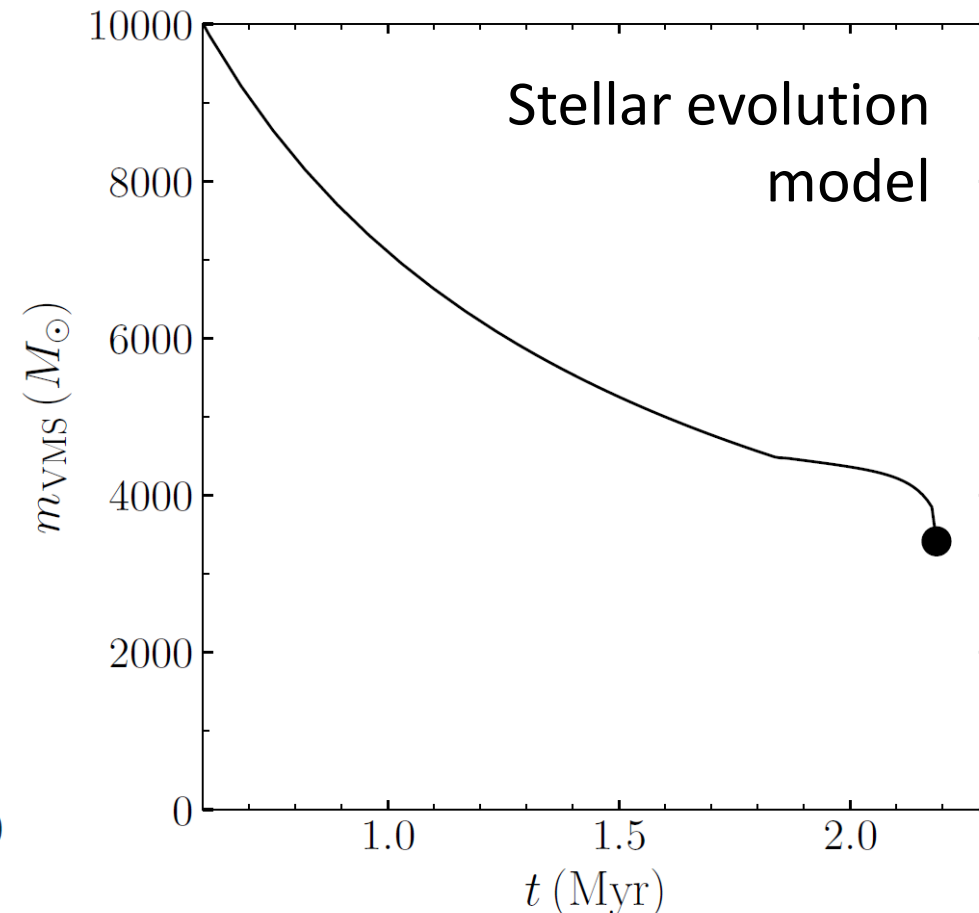
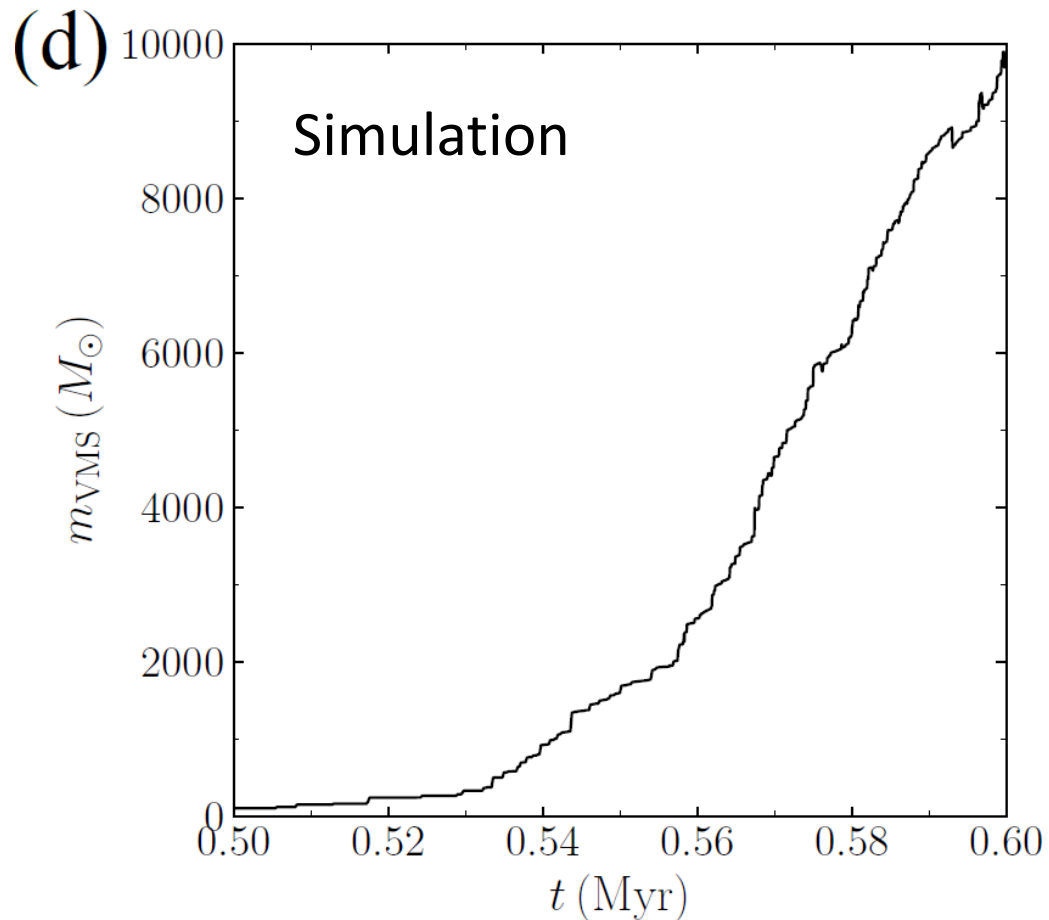
Density distribution

- Extremely high density is realized

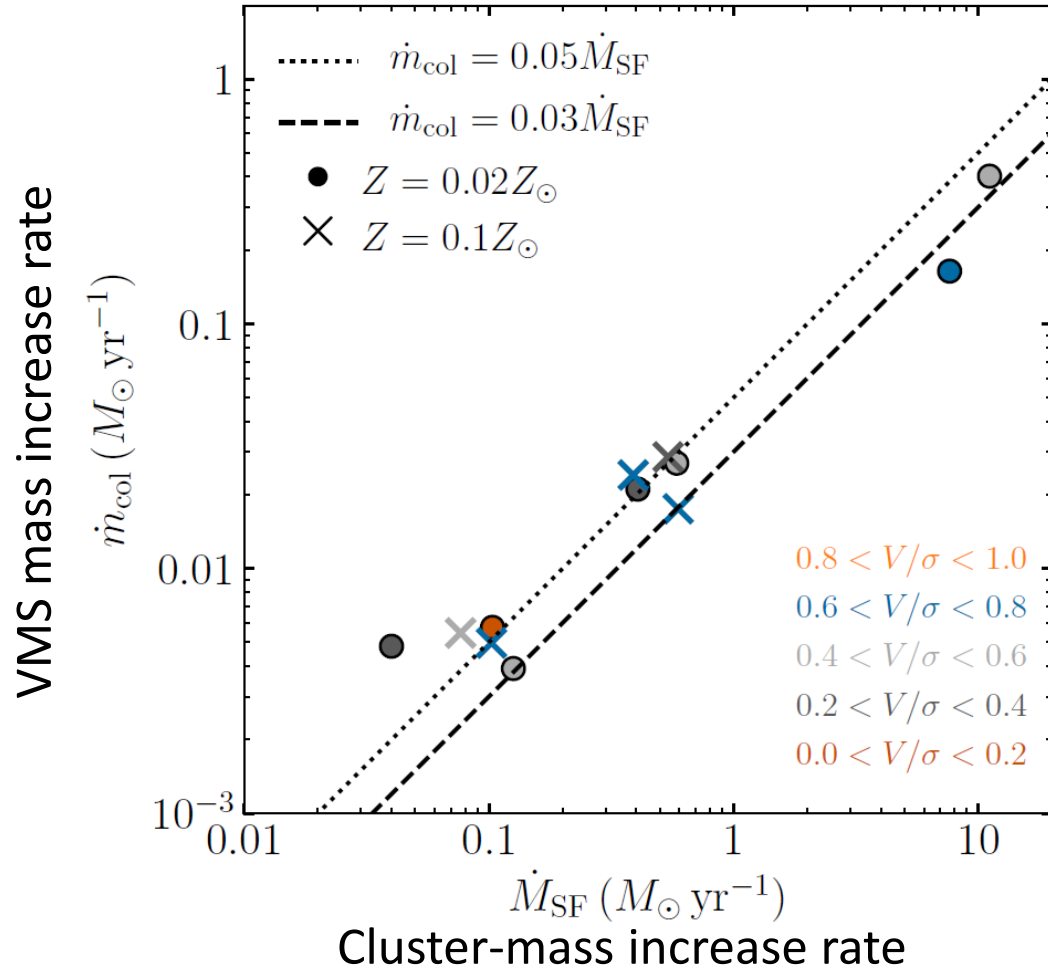


Runaway collision

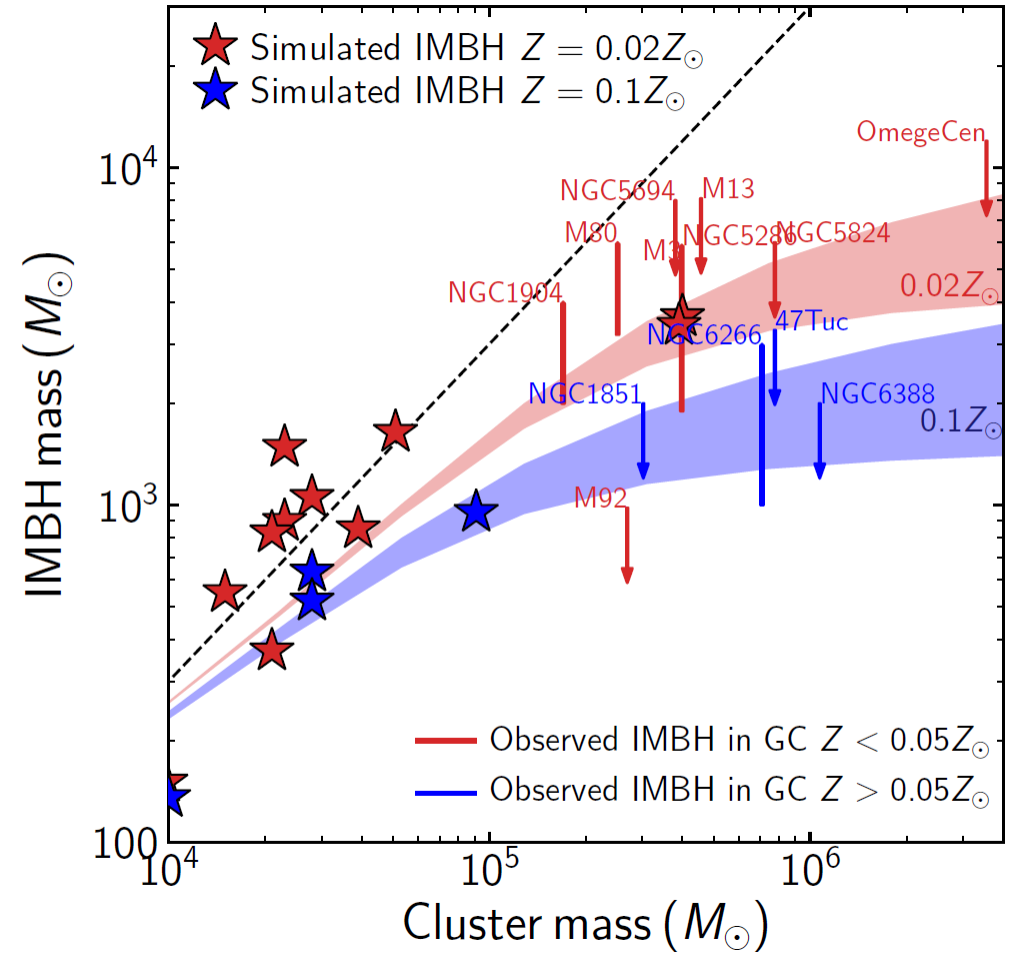
- We stopped the simulation at 0.6 Myr
- The following mass loss is based on a stellar evolution model.



Cluster-IMBH mass



- 3-5% of cluster mass goes to VMS



- $\sim 10^4$ Msun IMBH would be the upper limit

Summary

- We for the first time performed N-body/SPH simulations of star-by-star globular-cluster formation with runaway collisions
 - Our code, ASURA+BRIDGE, can integrate stars without gravitational softening
- Runaway collision occurs during the formation phase of globular clusters
- $\sim 10^4$ Msun VMSs formed via runaway collisions
- VMS-mass increase rate is 3-5 % of cluster-mass increase rate
- These VMSs will collapse to IMBH with >1000 Msun